
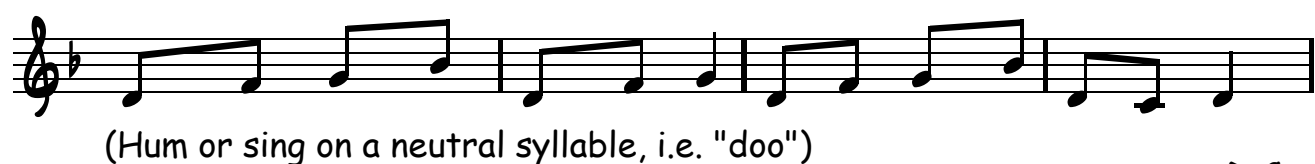



Seahorse

Dreamily



Print out pictures of seahorses and tape to wide wooden ice cream sticks. Sit in a circle. Distribute one seahorse to each child. Bounce the seahorses to the microbeat (eighth note) - two "beats" on the left knee, two beats on the right knee, etc. while singing the lyrics. During the humming portion, bounce the seahorses from knee to knee using the macrobeat (quarter note). Return to bouncing to the macrobeat when singing the repeated section.

Variation I: Sing and bounce seahorses to the microbeat as above. End the song at the end of the lyrics. Allow one child to play a small xylophone or glockenspiel and make "seahorse music." (Model this a few times first! The intent is to play in a legato or a staccato manner.) The other children move their seahorses according to the style of the seahorse music - seahorses will dart about or swim smoothly.

Variation II: Children hold seahorses or "are" seahorses swimming around the room. Incorporate the "sea horse music" aspect of Variation I and/or choose students to be the waves. Distribute scarves to the "waves." The seahorses swim around the waves.